



Core Alignment fusion splicer

Z2C



Useful cloud hosted splicer services via your smartphone App.



Fast, Capable, Practical

Fast Splicing 6s / Heating 15s
Splicing loss SMF 0.02dB (Typical)



Touch optimised user interface and high resolution display



Proven field toughness



Long life battery for 300 splice & heat cycles

Z2C catalogue (INDIA)

Specifications		
Items		Z2C
Optical fiber requirements	Material	Silica glass
	Fiber count / Profile types	Single / SMF(G.652), MMF(G.651), DSF(G.653), NZDSF(G.655), BIF(G.657)
	Fiber diameter	Cladding diameter : 80 - 150µm, Coating diameter : 100 - 1,000µm
	Cleave length	5 - 16mm with coating clamp
Standard performance	Splice loss (typical)*1	SMF : 0.02dB, MMF : 0.01dB, DSF : 0.04dB, NZDSF : 0.04dB
	Return loss (typical)	60dB or greater
	Splice time (typical)	6sec(SM G652 Quick Mode), 8sec(Auto Mode)
	Heating time (typical)	15sec (FPS-61-2.6 sleeve, S60mm 0.25)
	Splice & Heat cycles per battery full charge*2	Approx. 300 (BU-16)
	Fiber view & magnification	2 CMOS cameras observation, 350X (zoom : 700X) for X or Y single axis view, Max. 350 for both X & Y dual axis view
	Proof test	1.96 - 2.09N
	Applicable protection sleeve	60mm, 40mm & Sumitomo Nano sleeves
Programs	Splice programs	Max. 300, 40 are pre-optimised, 260 editable by user
	Heating programs	Max. 100, 24 are pre-optimised, 76 editable by user
Functions	Splice image capture / Splice data storage	200 images / 10,000 splice data (internal memory only) 50,200/20,000 (with 8GB SD card)
	Attenuation splicing	0.1dB to 15dB in 0.1dB increments
	Universal clamps	Provided, 250µm, 900µm tight & loose buffer fiber
	Reversible coating clamps	Provided
	Onboard user training video	Provided
	Automatic fiber identification	SMF / MMF / Other
	Automatic arc calibration	Automatically compensates for environmental condition changes
	Display of remaining Splice & Heat cycles	Provided (Battery mode)
	Wireless LAN connectivity (Option)*3	Provided
Size / Weight	Size	128(W) x 154(D) x 130(H) mm (without anti-shock rubber)
	Weight	1.7kg (without Battery) / 2.0kg (with Battery BU-16)
	Monitor	5.0" touch screen color LCD display
Terminals	DC output	DC 12V (for JR-6)
	USB port	USB 2.0 (mini-B type)
	Storage media	SD / SDHC memory card MAX32GB
Power supply	AC input	AC 100 - 240V, 50/60Hz (ADC-16)
	DC input	DC 10 - 15V
	Battery pack	Li-ion 10.8V, 6,400mAh (BU-16)
Operating condition		Altitude : 0 - 6,000m, Temperature : -10 - +50°C, Humidity : 0 - 95% (non-condensing), Wind velocity : up to 15m/sec
Storage condition		Temperature : -40 - +80°C, Humidity : 0 - 95% (non-condensing), Battery : -20 - +30°C (long term)
Electrode life **4		6,000 arc discharges
Software updates		Internet
Data management		Can be stored, edited and analyzed by dedicated PC software

*1 : Average value of the final inspection in room temperature with Sumitomo identical fiber. Measured by cut-back method relevant to ITU-T and IEC standards.

*2 : Splice & Heat cycles may vary depending on the battery status and the operating environment.

*3 : Wireless LAN connectivity is not available in all countries. For more details, please refer to our Web site. <http://global-sei.com/sumitomo-electric-splicers/>

*4 : Achieved in lab condition. Electrode life may vary depending on the operating environment.

Environmental Durability*

	Test details
Shock resistance	Drop from 76cm on 5 faces (excluding top face)
Impact resistance	Equivalent to IK07 on LCD monitor (Protected against 2J Impact, it is equivalent to a 50g force from 40cm)
Water resistance	Equivalent to IPX2 (Operates normally after being exposed to water dripping at 3mm/min. for at least 2.5 min on each of 4 surfaces tilted at 15°)
Dust resistance	Equivalent to IP5X (Operates normally after 8 hours in a test chamber with circulating dust particles smaller than 75 µm)

*Splicer operation after shock, impact, water or dust tests, was confirmed under battery power, by Sumitomo.

Does not guarantee the product will not be damaged by these conditions.

Basic Accessories


Part name	Part No.	Qty.
AC adapter	ADC-16	1 pc
AC power cord	PC-AC<X>*	1 pc
Cooling tray	—	1 pc
Battery pack	BU-16	1 pc
Spare electrode	ER-10	1 pair
Quick reference guide	—	1 pc
Carrying case with worktable	CC-82	1 pc
Hand strap	—	1 pc
USB cable	—	1 pc

*X=2(USA), 3(EU), 5(UK/HK), 8(CHINA), 9(INDIA), 10(BRAZIL)

Items listed in the table are typical contents included with the splicer body. Overall kit content may vary regionally. Please check with your local authorised reseller to confirm kit content in your region.

Accessories

	Part name	Part No.	Remarks
Accessories for Splicer	SumiCloud Card	WLS-D series	For SumiCloud™ connection
	Fiber holder	FHS-025	For φ0.25mm single fiber
		FHS-09	For φ0.9mm single fiber
		FHS-025/LB5	For 0.9mm loose buffered single fiber
		FHD-1	For drop/indoor cable (Cable size : typical 2.0 x 3.1 or 2.6mm)
		1SM-ST	For indoor cable (Cable size : typical 1.6 x 2.0mm)
		FHC-3	For 3mm cable
	Battery pack	BU-16	Li-ion 6,400mAh
	Battery charger	BC-16	—
	Car battery cable	PCV-16	For car battery operation (cigarette socket type)
V-groove cleaning brush	VGT-2	Brush for cleaning V-groove	
Accessories	Electrode	ER-10	—
	Handheld fiber cleaver	FC-8R-FC	Automatic blade rotation cleaver with cleave counter
		FC-8R-F	Automatic blade rotation cleaver
	Fiber cleaver	SFC-S	Table-top high precision cleaver
	Jacket remover	JR-M03	Jacket remover for single fiber
	Loose tube cutter	LTC-01	—
	Alcohol dispenser	HR-3	—
	Fiber protection sleeve	FPS-1	60mm, diameter after shrink approx. φ3.2mm
FPS-40		40mm, diameter after shrink approx. φ3.2mm	
FPS-61-2.6		61mm, diameter after shrink approx. φ2.6mm	




Carrying case with worktable
CC-82




Table-top cleaver
SFC-S



Handy cleaver
FC-8R series



Jacket remover
JR-M03



Available for
Lynx-Custom Fit™
Splice-On Connector



Electrode
ER-10

 Sumitomo Electric Industries, Ltd.

Contact: info@mehtagroup.net

■ Specifications are subject to change without prior notice.

Designed in Japan
OZ2C10-INDIA-EN001 (2018.03)
(TP)